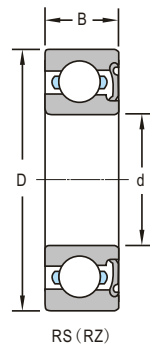
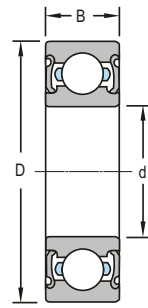




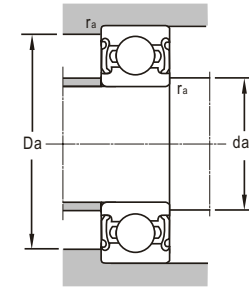
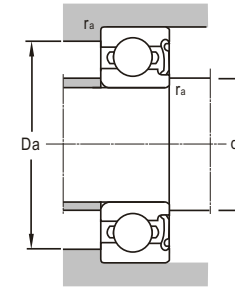
Deep Groove Ball Bearings
with seal



RS (RZ)



2RS (2RZ)



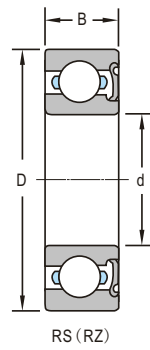
d 10~17mm

| d | Boundary Dimensions | | | Basic Load Ratings | | Limiting Speeds | |
|----|---------------------|----|------------------|--------------------|-----------------------|-----------------|-------|
| | D | B | r _{min} | Dynamic C | Static C ₀ | Grease | Oil |
| mm | | | | kN | | r/min | |
| 10 | 30 | 9 | 0.6 | 5.11 | 2.39 | 17000 | |
| | 30 | 9 | 0.6 | 5.11 | 2.39 | 17000 | |
| | 30 | 9 | 0.6 | 5.1 | 2.39 | 19000 | |
| | 30 | 9 | 0.6 | 5.1 | 2.39 | 19000 | |
| | 35 | 11 | 0.6 | 8.06 | 3.4 | 17000 | |
| | 35 | 11 | 0.6 | 8.06 | 3.4 | 17000 | |
| 12 | 37 | 14 | 0.6 | 5.11 | 2.39 | 14000 | |
| | 28 | 8 | 0.3 | 4.98 | 2.39 | 17000 | |
| | 28 | 8 | 0.3 | 4.98 | 2.39 | 17000 | |
| | 28 | 8 | 0.3 | 4.98 | 2.39 | 19000 | |
| | 28 | 8 | 0.3 | 4.98 | 2.39 | 19000 | |
| | 32 | 10 | 0.6 | 6.89 | 3.1 | 15000 | |
| | 32 | 10 | 0.6 | 6.89 | 3.1 | 15000 | |
| | 32 | 10 | 0.6 | 6.89 | 3.1 | 17000 | |
| | 32 | 10 | 0.6 | 6.89 | 3.1 | 17000 | |
| | 37 | 12 | 1 | 9.75 | 4.15 | 17000 | |
| | 37 | 12 | 1 | 9.75 | 4.15 | 17000 | |
| | 37 | 12 | 1 | 9.75 | 4.15 | 14000 | |
| | 37 | 12 | 1 | 9.75 | 4.15 | 14000 | |
| | 42 | 18 | 1 | 9.71 | 4.19 | 13000 | |
| 42 | 18 | 1 | 9.71 | 4.19 | 13000 | | |
| 15 | 32 | 9 | 0.3 | 5.48 | 2.8 | 14000 | |
| | 32 | 9 | 0.3 | 5.48 | 2.8 | 14000 | |
| | 35 | 11 | 0.6 | 7.8 | 3.75 | 13000 | |
| | 35 | 11 | 0.6 | 7.8 | 3.75 | 13000 | |
| | 35 | 11 | 0.6 | 7.8 | 3.75 | 15000 | |
| | 35 | 11 | 0.6 | 7.8 | 3.75 | 15000 | |
| | 35 | 14 | 0.6 | 7.64 | 3.72 | 13000 | |
| | 42 | 13 | 1 | 11.4 | 5.4 | 14000 | |
| | 42 | 13 | 1 | 11.4 | 5.4 | 14000 | |
| | 42 | 13 | 1 | 11.4 | 5.4 | 12000 | |
| | 42 | 13 | 1 | 11.4 | 5.4 | 12000 | |
| | 17 | 35 | 10 | 0.3 | 5.93 | 3.18 | 15500 |
| 35 | | 10 | 0.3 | 5.93 | 3.18 | 15500 | |
| 35 | | 10 | 0.3 | 5.93 | 3.18 | 13000 | |
| 35 | | 10 | 0.3 | 5.93 | 3.18 | 13000 | |
| 40 | | 12 | 0.6 | 9.56 | 4.75 | 14500 | |
| 40 | | 12 | 0.6 | 9.56 | 4.75 | 14500 | |

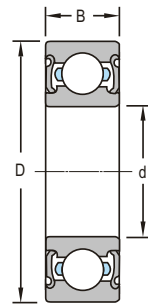
| Bearing Designations | | Mounting Dimensions | | | Mass |
|----------------------|-----------|---------------------|-------------------------------|-------------------------------|--------|
| Present | Original | d _{amin} | D _a _{max} | r _a _{max} | |
| | | mm | | | kg |
| 6200-RS | 160200 | 14 | 26 | 0.5 | 0.0296 |
| 6200-2RS | 180200 | 14 | 26 | 0.5 | 0.0296 |
| 6200E-RZ | 160200K | 14 | 26 | 0.6 | 0.0295 |
| 6200E-2RZ | 180200K | 14 | 26 | 0.6 | 0.0295 |
| 6300 E-RZ | | 14 | 31 | 0.6 | 0.0508 |
| 6300 E-2RZ | | 14 | 31 | 0.6 | 0.0483 |
| 6400 EWBTN1-2RZ | | 14 | 33 | 0.6 | 0.0766 |
| 6001E-RS | | 14 | 26 | 0.3 | 0.021 |
| 6001E-2RS | | 14 | 26 | 0.3 | 0.02 |
| 6001 E-RZ | 160101 EK | 14 | 26 | 0.3 | 0.0217 |
| 6001 E-2RZ | 180101 EK | 14 | 26 | 0.3 | 0.0221 |
| 6201 E-RS | 160201 | 16 | 28 | 0.6 | 0.0347 |
| 6201 E-2RS | 180201 | 16 | 28 | 0.6 | 0.0356 |
| 6201 E-RZ | 16020K | 16 | 28 | 0.6 | 0.025 |
| 6201 E-2RZ | 180201EK | 16 | 28 | 0.6 | 0.034 |
| 6301E-RZ | | 17 | 32 | 1 | 0.0572 |
| 6301E-2RZ | | 17 | 32 | 1 | 0.0566 |
| 6301 E-RS | | 17 | 32 | 1 | 0.0573 |
| 6301 E-2RS | | 17 | 32 | 1 | 0.0566 |
| 62401X1S-RS | | 17 | 37 | 1 | 0.128 |
| 62401X1S-2RS | | 17 | 37 | 1 | 0.127 |
| 6002 E-RZ | 160102EK | 17 | 30 | 0.3 | 0.0292 |
| 6002 E-2RZ | 180102EK | 17 | 30 | 0.3 | 0.0292 |
| 6202E-RS | 160202 | 19 | 31 | 0.6 | 0.0419 |
| 6202E-2RS | 180202E | 19 | 31 | 0.6 | 0.0393 |
| 6202E-RZ | 160202K | 19 | 31 | 0.6 | 0.0419 |
| 6202E-2RZ | 180202EK | 19 | 31 | 0.6 | 0.0392 |
| 6202 EX2-2RS/C3 | | 20 | 37 | 1 | 0.0839 |
| 6302E-RZ | | 20 | 37 | 1 | 0.082 |
| 6302E-2RZ | | 20 | 37 | 1 | 0.0839 |
| 6302 E-RS | 160302E | 20 | 37 | 1 | 0.08 |
| 6302 E-2RS | 180302E | 20 | 37 | 1 | 0.08 |
| 6003 E-RZ | 160103EK | 19 | 33 | 0.3 | 0.0364 |
| 6003 E-2RZ | 180103EK | 19 | 33 | 0.3 | 0.0364 |
| 6003 E-RS | | 19 | 33 | 0.3 | 0.0668 |
| 6003 E-2RS | | 19 | 33 | 0.3 | 0.0382 |
| 6203 E-RZ/C9 | 60203EKU | 21 | 36 | 0.6 | 0.0657 |
| 6203 E-2RZ/C9 | 80203EKU | 21 | 36 | 0.6 | 0.0657 |



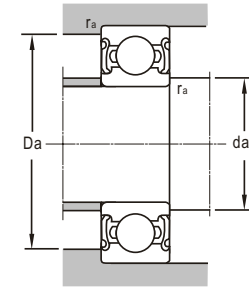
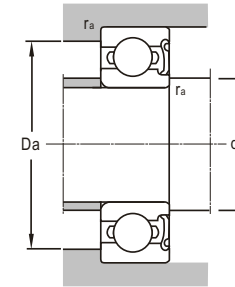
Deep Groove Ball Bearings
with seal



RS (RZ)



2RS (2RZ)



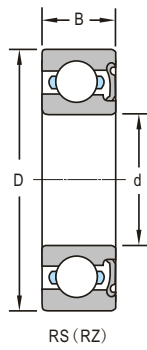
d 17~25mm

| d | Boundary Dimensions | | | Basic Load Ratings | | Limiting Speeds | | |
|----|---------------------|-----|------------------|--------------------|-----------------------|-----------------|-------|--|
| | D | B | r _{min} | Dynamic C | Static C ₀ | Grease | Oil | |
| mm | | | | kN | | r/min | | |
| 17 | 40 | 12 | 0.6 | 9.56 | 4.75 | 12000 | | |
| | 40 | 12 | 0.6 | 9.56 | 4.75 | 12000 | | |
| | 40 | 12 | 0.6 | 9.5 | 4.75 | 14500 | | |
| | 40 | 12 | 0.6 | 9.5 | 4.75 | 14500 | | |
| | 47 | 14 | 1 | 13.5 | 6.5 | 11000 | | |
| | 47 | 14 | 1 | 13.5 | 6.5 | 11000 | | |
| | 47 | 14 | 1 | 13.5 | 6.5 | 12500 | | |
| 20 | 42 | 12 | 0.6 | 7.22 | 4.46 | 12500 | | |
| | 42 | 12 | 0.6 | 7.22 | 4.46 | 12500 | | |
| | 42 | 12 | 0.6 | 9.15 | 4.9 | 11000 | | |
| | 42 | 12 | 0.6 | 9.15 | 4.9 | 11000 | | |
| | 47 | 14 | 1 | 12.7 | 6.5 | 10000 | | |
| | 47 | 14 | 1 | 12.7 | 6.5 | 10000 | | |
| | 47 | 14 | 1 | 12.7 | 6.5 | 11500 | | |
| | 47 | 14 | 1 | 12.7 | 6.5 | 11500 | | |
| | 47 | 18 | 1 | 12.7 | 6.5 | 11500 | | |
| | 47 | 18 | 1 | 12.7 | 6.5 | 11500 | | |
| | 52 | 15 | 1.1 | 15.9 | 7.8 | 11000 | | |
| 22 | 50 | 14 | 1 | 13.7 | 7.5 | 10000 | | |
| | 50 | 14 | 1 | 13.7 | 7.5 | 10000 | | |
| | 25 | 47 | 12 | 0.6 | 11 | 6.42 | 9500 | |
| | | 47 | 12 | 0.6 | 11 | 6.42 | 9500 | |
| | | 47 | 12 | 0.6 | 11 | 6.42 | 11000 | |
| 47 | | 12 | 0.6 | 11 | 6.42 | 11000 | | |
| 52 | | 15 | 1 | 14.5 | 8.2 | 8500 | | |
| 52 | | 15 | 1 | 14.5 | 8.2 | 8500 | | |
| 52 | | 15 | 1 | 14.5 | 8.2 | 9500 | | |
| 52 | | 15 | 1 | 14.5 | 8.2 | 9500 | | |
| 52 | | 18 | 1 | 14.5 | 8.2 | 8500 | | |
| 52 | | 18 | 1 | 14.5 | 8.2 | 8500 | | |
| 62 | | 17 | 1.1 | 22.5 | 11.6 | 9000 | | |
| 62 | 17 | 1.1 | 22.5 | 11.6 | 9000 | | | |
| 62 | 17 | 1.1 | 22.5 | 11.6 | 7500 | | | |
| 62 | 17 | 1.1 | 22.5 | 11.6 | 7500 | | | |

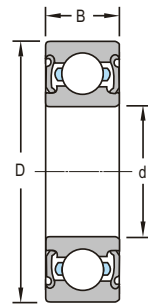
| Bearing Designations | | Mounting Dimensions | | | Mass |
|----------------------|----------|---------------------|-------------------------------|-------------------------------|--------|
| Present | Original | d _{amin} | D _a _{max} | r _a _{max} | |
| | | mm | | | kg |
| 6203 E-RS | 160203E | 21 | 36 | 0.6 | 0.0668 |
| 6203 E-2RS | 180203E | 21 | 36 | 0.6 | 0.0667 |
| 6203 E-RZ | 160203EK | 21 | 36 | 0.6 | 0.0667 |
| 6203 E-2RZ | 180203EK | 21 | 36 | 0.6 | 0.0665 |
| 6303E-RS | | 22 | 42 | 1 | 0.114 |
| 6303E-2RS | | 22 | 42 | 1 | 0.113 |
| 6303E-RZ | | 22 | 42 | 1 | 0.114 |
| 6303E-2RZ | | 22 | 42 | 1 | 0.113 |
| 6004E-RZ | | 24 | 38 | 0.6 | 0.0693 |
| 6004E-2RZ | | 24 | 38 | 0.6 | 0.0673 |
| 6004E-RS | | 24 | 38 | 0.6 | 0.0693 |
| 6004E-2RS | | 24 | 38 | 0.6 | 0.0693 |
| 6204 E-RS | 160204E | 25 | 42 | 1 | 0.104 |
| 6204 E-2RS | 180204E | 25 | 42 | 1 | 0.103 |
| 6204 E-RZ | 160204K | 25 | 42 | 1 | 0.104 |
| 6204 E-2RZ | 180204EK | 25 | 42 | 1 | 0.102 |
| 62204 E-RZ | | 25 | 42 | 1 | 0.133 |
| 62204 E-2RZ | | 25 | 42 | 1 | 0.133 |
| 6304E-RZ | | 26.5 | 45.5 | 1 | 0.147 |
| 6304E-2RZ | | 26.5 | 45.5 | 1 | 0.147 |
| 6304 E-RS | | 26.5 | 45.5 | 1 | 0.147 |
| 6304 E-2RS | | 26.5 | 45.5 | 1 | 0.147 |
| 62/22E-RS | | 27 | 45 | 1 | 0.119 |
| 62/22E-2RS | | 27 | 45 | 1 | 0.119 |
| 6005 E-RS | | 29 | 43 | 0.6 | 0.08 |
| 6005 E-2RS | | 29 | 43 | 0.6 | 0.08 |
| 6005 E-RZ | | 29 | 43 | 0.6 | 0.0756 |
| 6005 E-2RZ | | 29 | 43 | 0.6 | 0.0774 |
| 6205 E-RS | 160205E | 30 | 47 | 1 | 0.128 |
| 6205 E-2RS | 180205E | 30 | 47 | 1 | 0.126 |
| 6205 E-RZ | 160205EK | 30 | 47 | 1 | 0.124 |
| 6205 E-2RZ | 180205EK | 30 | 47 | 1 | 0.126 |
| 62205E-RS | | 30 | 47 | 1 | 0.158 |
| 62205E-2RS | | 30 | 47 | 1 | 0.157 |
| 6305E-RZ | | 31.5 | 55.5 | 1 | 0.225 |
| 6305E-2RZ | | 31.5 | 55.5 | 1 | 0.218 |
| 6305 E-RS | | 31.5 | 55.5 | 1 | 0.225 |
| 6305 E-2RS | | 31.5 | 55.5 | 1 | 0.225 |



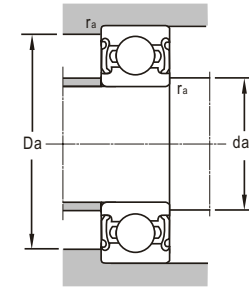
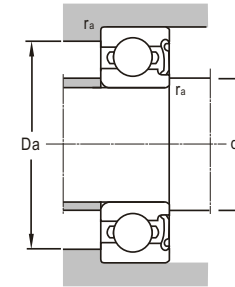
Deep Groove Ball Bearings
with seal



RS (RZ)



2RS (2RZ)



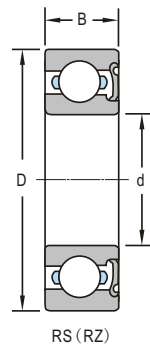
d 30~40mm

| Boundary Dimensions | | | | Basic Load Ratings | | Limiting Speeds | |
|---------------------|----|-----|------------------|--------------------|--------------------------|-----------------|-----|
| d | D | B | r _{min} | Dynamic C | Static C ₀ | Grease | Oil |
| mm | | | | kN | | r/min | |
| 30 | 55 | 13 | 1 | 13.5 | 8.5 | 9500 | |
| | 55 | 13 | 1 | 13.5 | 8.5 | 9500 | |
| | 55 | 13 | 1 | 13.5 | 8.5 | 8000 | |
| | 55 | 13 | 1 | 13.5 | 8.5 | 8000 | |
| | 62 | 16 | 1 | 19.5 | 11.2 | 9000 | |
| | 62 | 16 | 1 | 19.5 | 11.2 | 9000 | |
| | 62 | 16 | 1 | 19.5 | 11.2 | 7500 | |
| | 62 | 16 | 1 | 19.5 | 11.2 | 7500 | |
| | 62 | 20 | 1 | 19.5 | 11.2 | 7500 | |
| | 62 | 20 | 1 | 19.5 | 11.2 | 7500 | |
| | 66 | 17 | 0.6 | 23.5 | 13.1 | | |
| | 72 | 19 | 1.1 | 28.1 | 16 | 7500 | |
| 72 | 19 | 1.1 | 28.1 | 16 | 7500 | | |
| 72 | 19 | 1.1 | 28.1 | 16 | 6300 | | |
| 72 | 19 | 1.1 | 28.1 | 16 | 6300 | | |
| 72 | 19 | 1.1 | 28.2 | 15.8 | 7100 | | |
| 80 | 23 | 0.4 | 39.5 | 21.5 | 6500 | | |
| 32 | 75 | 20 | 1.1 | 29.8 | 16.8 | 6300 | |
| | 75 | 20 | 1.1 | 29.8 | 16.8 | 6300 | |
| 35 | 62 | 14 | 1 | 16 | 10.3 | 7000 | |
| | 62 | 14 | 1 | 16 | 10.3 | 7000 | |
| | 72 | 17 | 1.1 | 25.5 | 15.3 | 7500 | |
| | 72 | 17 | 1.1 | 25.5 | 15.3 | 7500 | |
| | 72 | 17 | 1.1 | 25.5 | 15.3 | 6300 | |
| | 72 | 17 | 1.1 | 25.5 | 15.3 | 6300 | |
| | 80 | 21 | 1.5 | 36 | 19.5 | 7200 | |
| | 80 | 21 | 1.5 | 36 | 19.5 | 7200 | |
| 40 | 68 | 15 | 1 | 16.5 | 11.5 | 6300 | |
| | 68 | 15 | 1 | 16.5 | 11.5 | 6300 | |
| | 80 | 18 | 1.1 | 31.3 | 18.6 | 6600 | |
| | 80 | 18 | 1.1 | 31.3 | 18.6 | 6600 | |
| | 80 | 18 | 1.1 | 31.3 | 18.6 | 5600 | |
| | 80 | 18 | 1.1 | 31.3 | 18.6 | 5600 | |
| | 90 | 23 | 1.5 | 42 | 24 | 5000 | |
| | 90 | 23 | 1.5 | 42 | 24 | 5000 | |
| | 90 | 23 | 1.5 | 31.4 | 22.4 | 5000 | |

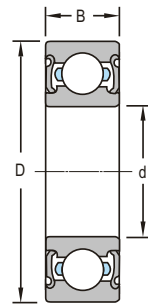
| Bearing Designations | | Mounting Dimensions | | | Mass |
|----------------------------|------------|---------------------|-------------------|-------------------|-------|
| Present | Original | d _{amin} | D _{amax} | r _{amax} | |
| | | mm | | | kg |
| 6006 E-RZ | 160106EK | 35 | 50 | 1 | 0.11 |
| 6006 E-2RZ | 180106EK | 35 | 50 | 1 | 0.11 |
| 6006 E-RS | 160106E | 35 | 50 | 1 | 0.114 |
| 6006 E-2RS | 180106E | 35 | 50 | 1 | 0.114 |
| 6206E-RZ | | 35 | 57 | 1 | 0.21 |
| 6206E-2RZ | | 35 | 57 | 1 | 0.2 |
| 6206 E-RS | 160206E | 35 | 57 | 1 | 0.02 |
| 6206 E-2RS | 180206E | 35 | 57 | 1 | 0.197 |
| 62206E-RS | | 35 | 57 | 1 | 0.251 |
| 62206E-2RS | | 35 | 57 | 1 | 0.254 |
| 6206EX3-2RSN | | 35 | 57 | 1 | 0.258 |
| 6306 E-RZ | 160306EK | 36.5 | 65.5 | 1 | 0.348 |
| 6306 E-2RZ | 180306EK | 36.5 | 65.5 | 1 | 0.348 |
| 6306E-RS | | 36.5 | 65.5 | 1 | 0.349 |
| 6306E-2RS | | 36.5 | 65.5 | 1 | 0.347 |
| 6306 ETN1-2RZ/P6 | | 37 | 65 | 1 | 0.338 |
| TM6307/30YA9-2RS1/P6CS28ZZ | | 38 | 72 | 0.4 | 0.524 |
| 63/32-RS | | 39 | 68 | 1 | 0.408 |
| 63/32-2RS | 63/32E-2RS | 39 | 68 | 1 | 0.408 |
| 6007 E-RS | | 40 | 57 | 1 | 0.151 |
| 6007 E-2RS | | 40 | 57 | 1 | 0.154 |
| 6207E-RZ | | 41.5 | 65.5 | 1 | 0.287 |
| 6207E-2RZ | | 41.5 | 65.5 | 1 | 0.28 |
| 6207 E-RS | 160207E | 41.5 | 65.5 | 1 | 0.27 |
| 6207 E-2RS | 180207E | 41.5 | 65.5 | 1 | 0.28 |
| 6307E-RZ | | 43 | 72 | 1.5 | 0.466 |
| 6307E-2RZ | | 43 | 72 | 1.5 | 0.42 |
| 6307E-RS | | 43 | 72 | 1.5 | 0.42 |
| 6307E-2RS | | 43 | 72 | 1.5 | 0.466 |
| 6008E-RS | | 45 | 63 | 1 | 0.188 |
| 6008E-2RS | | 45 | 63 | 1 | 0.188 |
| 6208E-RZ | | 46.5 | 73.5 | 1 | 0.364 |
| 6208E-2RZ | | 46.5 | 73.5 | 1 | 0.356 |
| 6208 E-RS | 160208E | 46.5 | 73.5 | 1 | 0.364 |
| 6208 E-2RS | 180208E | 46.5 | 73.5 | 1 | 0.355 |
| 6308 E-RZ | 160308EK | 48 | 82 | 1.5 | 0.609 |
| 6308 E-2RZ | 180308EK | 48 | 82 | 1.5 | 0.608 |
| 6308 E-2RS | | 48 | 82 | 1.5 | 0.608 |



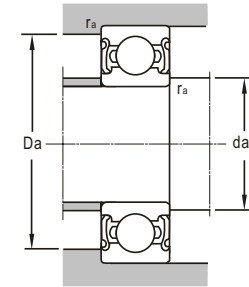
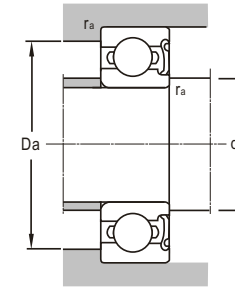
Deep Groove Ball Bearings
with seal



RS (RZ)



2RS (2RZ)



d 45~80mm

| Boundary Dimensions | | | | Basic Load Ratings | | Limiting Speeds | |
|---------------------|-----|----|------------------|--------------------|--------------------------|-----------------|-----|
| d | D | B | r _{min} | Dynamic C | Static C ₀ | Grease | Oil |
| mm | | | | kN | | r/min | |
| 45 | 75 | 16 | 1 | 21 | 14.9 | 5600 | |
| | 75 | 16 | 1 | 21 | 14.9 | | |
| | 85 | 19 | 1.1 | 32.2 | 21 | 5000 | |
| | 85 | 19 | 1.1 | 32.2 | 21 | 5000 | |
| | 100 | 25 | 1.5 | 53 | 30.5 | 6100 | |
| | 100 | 25 | 1.5 | 53 | 30.5 | 6100 | |
| 50 | 80 | 16 | 1 | 22 | 16.2 | 5000 | |
| | 80 | 16 | 1 | 22 | 16.2 | | |
| | 110 | 27 | 2 | 61.8 | 37.9 | 4300 | |
| | 110 | 27 | 2 | 61.8 | 37.9 | 4300 | |
| | 110 | 27 | 2 | 61.8 | 37.9 | 4300 | |
| | 110 | 27 | 2 | 61.8 | 37.9 | 4300 | |
| 70 | 110 | 20 | 1.1 | 38.6 | 30.6 | 3600 | |
| | 110 | 20 | 1.1 | 38.6 | 30.6 | 3600 | |
| | 125 | 24 | 1.5 | 62.2 | 44 | | |
| 80 | 125 | 22 | 1.1 | 47.5 | 39.8 | 3500 | |
| | 170 | 39 | 2.1 | 120 | 83.9 | 3500 | |
| | 170 | 39 | 2.1 | 120 | 83.9 | 3500 | |

| Bearing Designations | | Mounting Dimensions | | | Mass |
|----------------------|----------|---------------------|-------------------------------|-------------------------------|-------|
| Present | Original | d _{amin} | D _a _{max} | r _a _{max} | |
| | | mm | | | kg |
| 6009 E-RZ | | 50 | 70 | 1 | 0.227 |
| 6009 E-2RZ | | 50 | 70 | 1 | 0.234 |
| 6209 E-RS | 160209E | 51.5 | 78.5 | 1 | 0.389 |
| 6209 E-2RS | 180209E | 51.5 | 78.5 | 1 | 0.417 |
| 6309 E-RZ | 160309EK | 53 | 92 | 1.5 | 0.845 |
| 6309 E-2RZ | 180309EK | 53 | 92 | 1.5 | 0.845 |
| 6309 E-RS | | 53 | 92 | 1.5 | 0.846 |
| 6309 E-2RS | | 53 | 92 | 1.5 | 0.846 |
| 6010 E-RS | 160110E | 55 | 75 | 1 | 0.252 |
| 6010 E-2RS | 180110E | 55 | 75 | 1 | 0.26 |
| 6310 E-RS | 160310E | 59 | 101 | 2 | 1.07 |
| 6310 E-2RS | 180310E | 59 | 101 | 2 | 1.07 |
| 6311 E-2RZ | 180311E | 59 | 101 | 2 | 1.07 |
| 6014 E-RS | | 76.5 | 103.5 | 1 | 0.563 |
| 6014 E-2RS | | 76.5 | 103.5 | 1 | 0.585 |
| 6214E-RS | | | | | 1.1 |
| 6016-2RS | | 86 | 119 | 1 | 0.822 |
| 6316-RZ | 160316K | 91 | 159 | 2 | 3.61 |
| 6316-2RZ | 180316K | 91 | 159 | 2 | 3.61 |